



# University of HUDDERSFIELD

## University of Huddersfield Repository

Power, Jess and Kannara, Vidya

Building an aesthetic VLE for creative visual learners

### Original Citation

Power, Jess and Kannara, Vidya (2015) Building an aesthetic VLE for creative visual learners. In: ALT Annual Conference 2015: Shaping the future of learning together, 8th-10th September 2015, The University of Manchester University Place Oxford Road Manchester, M13 9PL United Kingdom.

This version is available at <http://eprints.hud.ac.uk/id/eprint/24702/>

The University Repository is a digital collection of the research output of the University, available on Open Access. Copyright and Moral Rights for the items on this site are retained by the individual author and/or other copyright owners. Users may access full items free of charge; copies of full text items generally can be reproduced, displayed or performed and given to third parties in any format or medium for personal research or study, educational or not-for-profit purposes without prior permission or charge, provided:

- The authors, title and full bibliographic details is credited in any copy;
- A hyperlink and/or URL is included for the original metadata page; and
- The content is not changed in any way.

For more information, including our policy and submission procedure, please contact the Repository Team at: [E.mailbox@hud.ac.uk](mailto:E.mailbox@hud.ac.uk).

<http://eprints.hud.ac.uk/>

# Building an aesthetic VLE for creative visual learners



University of  
HUDDERSFIELD

Inspiring tomorrow's professionals

A photograph of a silver Apple iMac computer monitor. The screen displays a website interface for a Virtual Learning Environment (VLE). The top part of the screen shows a collage of images: a group of students in a classroom, a close-up of a person's face, and a person working with a red object. Below the images is a navigation bar with the text 'Engineering' and 'Electronic Communications, Mechanical, Manufacturing'. The monitor is on a desk, and a person's hand holding a purple pen is visible in the bottom right corner.

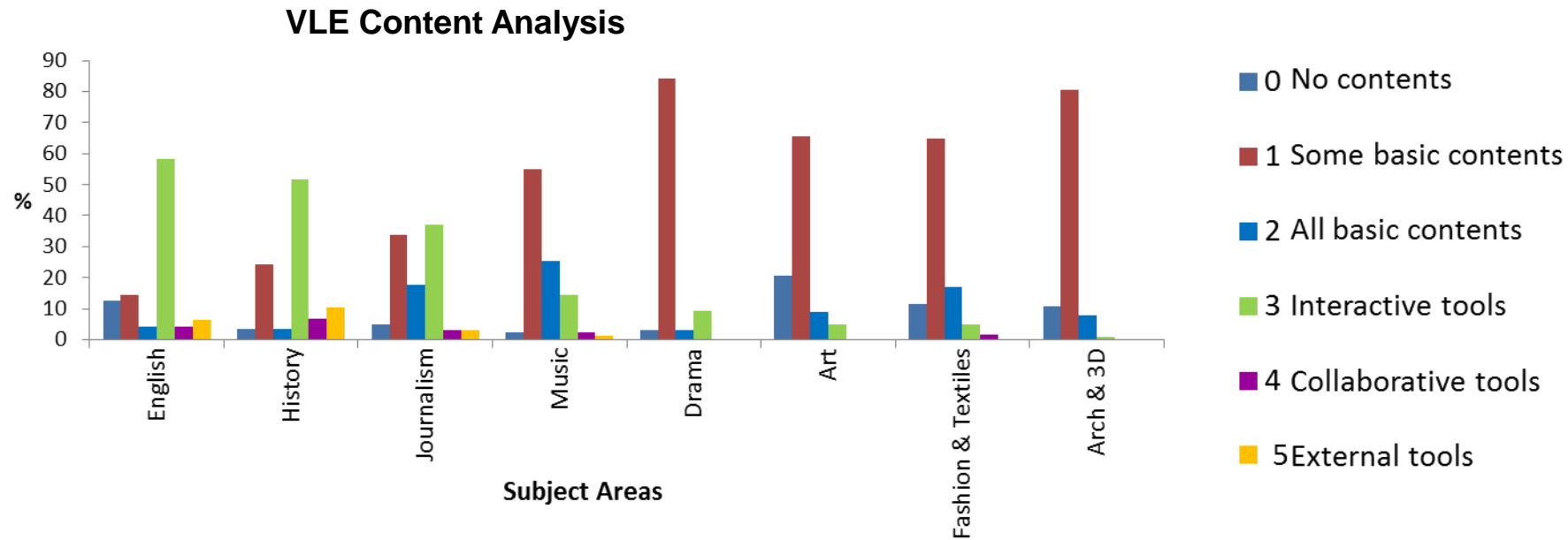
Engineering  
Electronic Communications, Mechanical, Manufacturing

Jess Power and Vidya Kannara

## Identify knowledge gaps in digital literacy within creative arts & humanities & establish suitable strategies to close them.

- Analyse the level and type of e-learning opportunities provided across a range of undergraduate courses in creative arts & humanities.
- Identify examples of good practice in relation to technology blended teaching & learning within the VLE.
- Develop, implement & evaluate strategies to support technology enhanced blended learning in creative arts & humanities.

# Findings from the VLE Audit



- Practical based subjects have got similar profiles from the grading criteria.
- Practical based subjects utilise UniLearn less.

Q: What are the barriers/reasons?

Q: Do we require different approaches to supporting TEL for practical based courses?

# Focus Group Themes

- Good Practice in E&M Technology.
- Knowledge Gaps in Engagement and Use.
- Mechanisms for Embedding and Enhancing Learning.

## **Barriers**

- Navigation/interface
- Technology competence
- Student related
- Time

## **Factors affecting use TEL**

- Nature of course
- Better systems
- Format of course

# Model for ADA



University of  
HUDDERSFIELD

- VLE as the central point to access all teaching and learning activities
- Embed or direct students to external content
- Clear and simple interface
- Work on a various devices (mobiles, tablets and computers)
- VLE shouldn't try to do everything – blended learning
- Maintaining VLE spaces should be easy
- Technology expert to build the visual interface and improve navigation

# Research and Development – THD1340



University of  
HUDDERSFIELD

**uni Learn** School of Art, Design and Architecture My Institution

## Announcements

**Welcome to THD1340**  
Posted on: Thursday, September 19, 2013 2:36:51 PM BST

Welcome to this module! We are really looking forward to working with you in your final year!

**How do I navigate this module on Unilearn?**  
You will see in the left hand column a series of tabs:

**Module Information**  
This includes the module specifications for THD1340

**Staff Information**  
Includes contact details for all members of staff working on this module

**Assessment**  
Provides assignment details/briefs for different parts of this module

**Learning Resources**  
Includes all information on lectures/seminars/professional practice. Because this module is across all departments, make sure to identify which folder you need and why so as to ensure the information you are accessing corresponds to your assignment/tutor.  
Within Learning Resources you will find folders that are clearly labelled by tutor name and subject area.

**Costume with Textiles Mask Making**  
Posted on: Tuesday, October 22, 2013 11:59:00 PM BST

We have booked in mask making sessions for all 3rd years starting Tuesday November 26th and every Tuesday up until 17th Dec from 9.15 till 1.15. You will need to bring with you

- Old paper scissors
- Hair band if you have long hair
- Old clothes and an apron
- Hand towel/cleanser/ baby wipes to wash and dry face.
- News papers

Old welcome page

New welcome page

## Welcome

Click on one of the sections below

- Flats or Working Drawings (Project 1)
- Pattern Cutting / Toile Making (Project 2)
- Design Project (Project 3)
- 3 SHAPES project 4
- London Research and Fabric Shops (Project 5)

### Learning Resources

Fashion Dept.

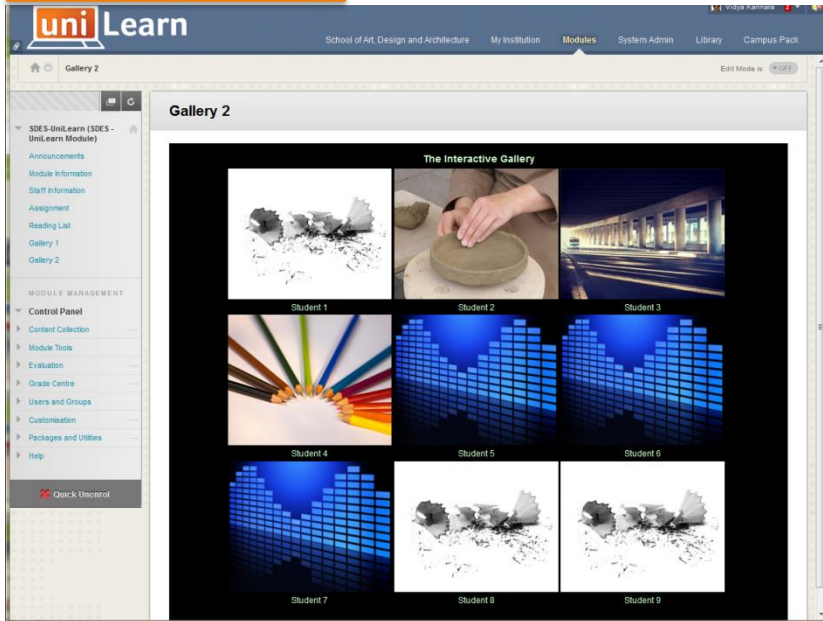
See On [Pinterest](#)

Inspiring tomorrow's professionals

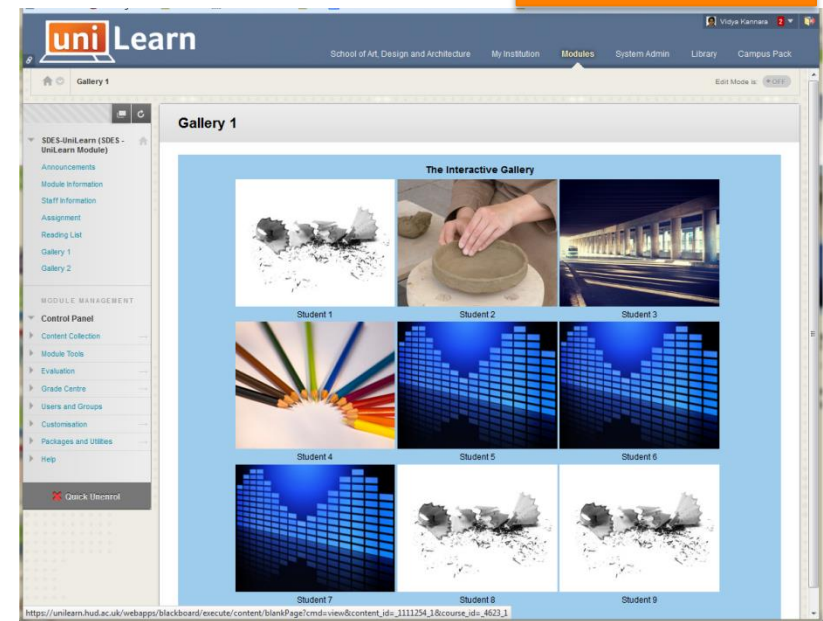
**THE AWARDS**  
AWARD WINNER  
UNIVERSITY OF THE YEAR

# Gallery to showcase student work

Prototype 1



Prototype 2



***Paul Blindell (Interior Design Course)***

“The development of a new image interface allowed us to visualise the potential for greater impact and reflection within the VLE”.



# Staff & Student Feedback



University of  
HUDDERSFIELD

I've been really encouraged by the improvements made to the module (Marketing and Production), it's **opened up new ideas** that I would not have thought of and **having someone there to work on the module** has given me an opportunity to look over the module while having **new ideas** that could be used for further modules

– Claire Evans



Students are constantly using software on their phones and tablets. The module page for Fashion Design was clunky, needed to have a clearer interface and some consistency in the navigation. The new gallery **supports student's learning**, while the module visual appearance looks **clear and is user-friendly**. This project has allowed me to **consider new areas of the design module and organising** the information already on there

– Kathryn Brennand

The modules were more easy to navigate, and they were spilt in to sections with pictures **and I found this a lot more helpful when looking for something.**

Liked the **pictures** and the ease of the modules.

Layout **easier** to access things

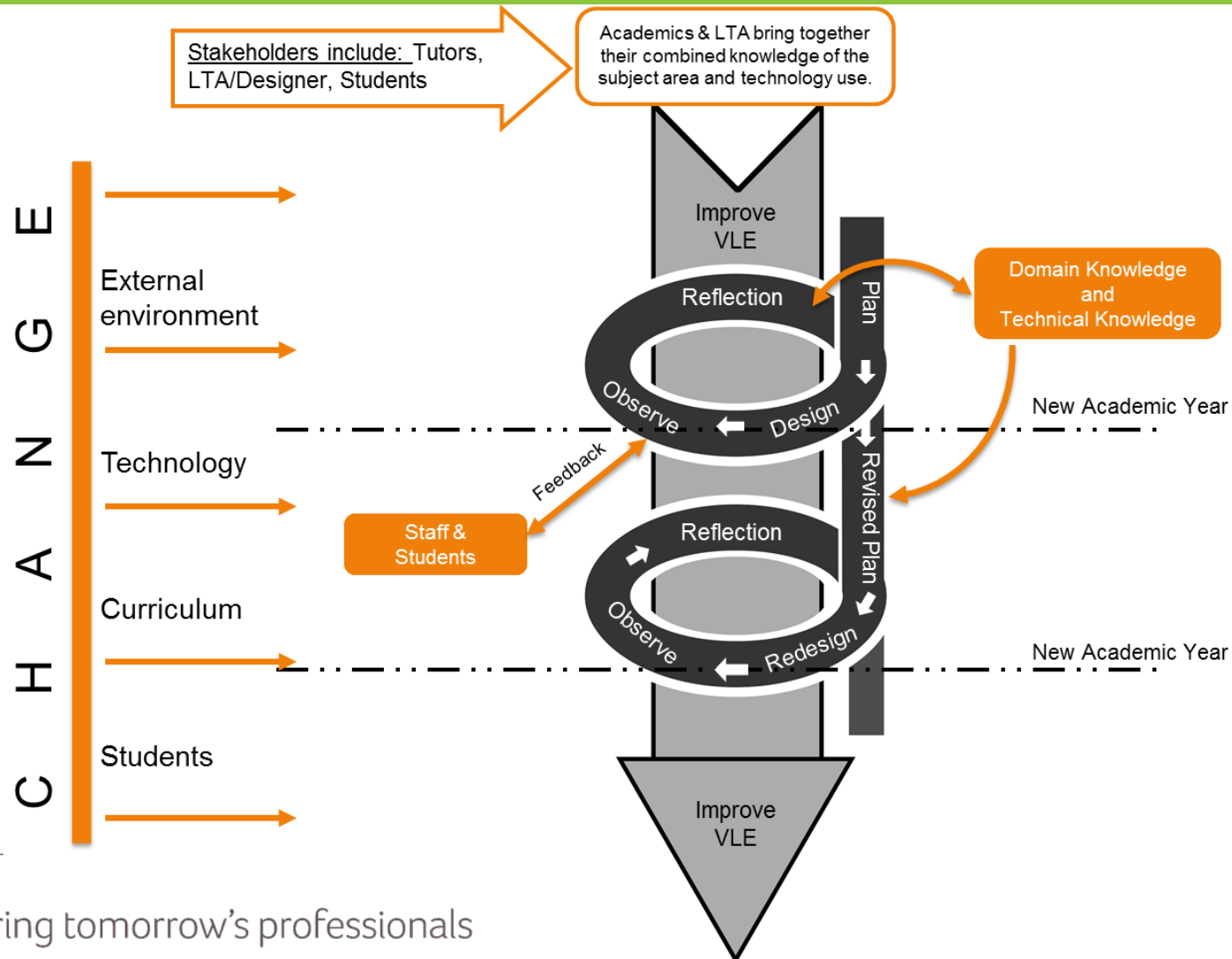


Inspiring tomorrow's professionals

# Best practice model



University of  
HUDDERSFIELD



Inspiring tomorrow's professionals

**THE AWARDS**  
AWARD WINNER  
UNIVERSITY OF THE YEAR

# Discussion points:



University of  
HUDDERSFIELD

- What is good practice in terms of aesthetics and navigation within VLE?
- Do academics need to be technology experts, is this best practice?
- What are the standards/ norms for measuring successful engagement with the VLE, and its impact on Learning in your institution?

---

# Questions

