

1 **Article title:** Partitioning of soil phosphorus among arbuscular and ectomycorrhizal trees in  
2 tropical and subtropical forests

3 **Running title:** Soil P partitioning mediated by mycorrhizas

4 **The authors:**

5 Xubing Liu<sup>1,2\*</sup>, David F. R. P. Burslem<sup>1</sup>, Joe D. Taylor<sup>3,4</sup>, Andy F. S. Taylor<sup>1,5</sup>, Eyen Khoo<sup>6</sup>,  
6 Noreen Majalap-Lee<sup>6</sup>, Thorunn Helgason<sup>3</sup>, David Johnson<sup>7</sup>

7 **Author affiliations:**

8 <sup>1</sup>School of Biological Sciences, University of Aberdeen, Cruickshank Building, St Machar  
9 Drive, Aberdeen AB24 3UU, UK

10 <sup>2</sup>Department of Ecology, School of Life Sciences, Sun Yat-sen University, Guangzhou 510275,  
11 China

12 <sup>3</sup>Department of Biology, University of York, Heslington, York YO10 5DD, UK

13 <sup>4</sup>School of Environment and Life Sciences, University of Salford, The Crescent, Salford, M5  
14 4WT, UK

15 <sup>5</sup>The James Hutton Institute, Craigiebuckler, Aberdeen AB15 8QH, UK

16 <sup>6</sup>Forest Research Centre, Sabah Forestry Department, Sandakan 90715, Malaysia

17 <sup>7</sup>School of Earth and Environmental Sciences, The University of Manchester, Manchester M13  
18 9PT, UK

19 **Author Emails:** XL (liuxubing@mail.sysu.edu.cn), DB (d.burslem@abdn.ac.uk), JT

20 (J.D.Taylor@salford.ac.uk), AT (andy.taylor@hutton.ac.uk), EK

21 (eyen.khoo@sabah.gov.my), NM-L (noreen.majalap@sabah.gov.my), TH

22 (thorunn.helgason@york.ac.uk), DJ (david.johnson-2@manchester.ac.uk).

23 **Authorship:** XL, DB and DJ designed the study, JT, AT and TH participated in original idea  
24 generation. XL, EK and NM-L conducted the experiments. XL performed statistical

25 analyses, with substantial input from DJ and DB on data interpretations. XL wrote the first  
26 draft of the manuscript, and all authors contributed to revisions.

27 **Keywords:** Mycorrhizal fungi, phosphate, seedling growth, soil organic phosphorus, resource  
28 partitioning, tropical and subtropical forests.

29 **Type of article:** *Letter*

30 **Number of words in the abstract:** 150

31 **Number of words in the main text:** 4871

32 **Number of references:** 67

33 **Number of figures:** 4

34 **Number of tables:** 2

35 **Data accessibility:** The data used in this study are available on figshare.com. DOI:  
36 10.6084/m9.figshare.5890573.

37 **Correspondence author:** Dr. Xubing Liu (liuxubing@mail.sysu.edu.cn)

38 Tel: +86 13416156313

39 Fax: +86 20 39332948

40 **Partitioning of soil phosphorus among arbuscular and ectomycorrhizal trees**  
41 **in tropical and subtropical forests**

42

43 **Abstract**

44 Partitioning of soil phosphorus (P) pools has been proposed as a key mechanism maintaining  
45 plant diversity, but experimental support is lacking. Here, we provided different chemical forms  
46 of P to 15 tree species with contrasting root symbiotic relationships to investigate plant P  
47 acquisition in both tropical and subtropical forests. Both ectomycorrhizal (ECM) and  
48 arbuscular mycorrhizal (AM) trees responded positively to addition of inorganic P, but  
49 strikingly, ECM trees acquired more P from a complex organic form (phytic acid). Most ECM  
50 tree species and all AM tree species also showed some capacity to take up simple organic P  
51 (monophosphate). Mycorrhizal colonization was negatively correlated with soil extractable P  
52 concentration, suggesting that mycorrhizal fungi may regulate organic P acquisition among tree  
53 species. Our results support the hypothesis that ECM and AM plants partition soil P sources,  
54 which may play an ecologically important role in promoting species coexistence in tropical and  
55 subtropical forests.

56 **INTRODUCTION**

57 High plant diversity is a striking feature of almost all tropical and subtropical forests, and a  
58 long-standing goal in ecology is to explain how these numerous plant species are able to coexist  
59 despite competing for the same limited set of resources (Tilman 1982; Silvertown 2004).  
60 Classical niche theory hypothesizes that species diversity is promoted by trade-offs that result  
61 in species partitioning limiting resources, which requires that different species exhibit unique  
62 acquisition strategies for a resource in limited supply (Tilman 2004). In addition to specializing  
63 on different elemental resources, or specific resource supply ratios, species may also specialize  
64 in terms of their capacity to acquire different chemical forms of the same elemental resource  
65 (McKane *et al.* 2002).

66 Unlike temperate and arctic ecosystems, where nitrogen is generally considered the key  
67 limiting nutrient (Vitousek & Howarth 1991), phosphorus (P) is the nutrient thought to most  
68 strongly limit plant growth in lowland tropical and subtropical forests (Vitousek 1984; Condit  
69 *et al.* 2013). P limitation or co-limitation occurs in many other terrestrial ecosystems worldwide  
70 (Elser *et al.* 2007), and P has been suggested as the strongest predictor of plant species  
71 persistence (Wassen *et al.* 2005), diversity (Ceulemans *et al.* 2014) and net primary  
72 productivity (Cleveland *et al.* 2011). Soils in lowland tropical rainforests and subtropical  
73 evergreen forests are old and generally strongly weathered (Sánchez 1976), which leads to P  
74 depletion from the soil profile (Walker & Syers 1976). With considerable variation in P forms  
75 and amounts across and within sites, tropical and subtropical forest soils generally contain a  
76 high proportion of the total P in organic forms (typically 30-80%; Harrison 1987). It has been  
77 suggested that species distributions of lowland tropical plants are driven to a large extent by  
78 “plant-available” inorganic soil P (Turner & Engelbrecht 2011). Organic forms of soil P are  
79 also highly diverse, but dominated by a mixture of phosphate monoesters and phosphate  
80 diesters, with smaller amounts of phosphonates and organic polyphosphates (Turner &

81 Engelbrecht 2011). These increasingly complex organic P forms are thought to represent a  
82 gradient of decreasing availability to plants (Turner 2008).

83 Symbiotic associations with mycorrhizal fungi are an important strategy to enhance P  
84 acquisition by plants (Smith & Read 2008). Two of the main types of mycorrhizal association  
85 are formed by ectomycorrhizal (ECM) and arbuscular mycorrhizal (AM) fungi. In pure culture,  
86 many ECM fungi grow well on a range of inorganic and organic P forms and express extra-  
87 cellular phosphatase enzymes that break-down many P monoesters and diesters (Joner &  
88 Jakobson 1995; Plassard & Dell 2010). Expression of phosphatases is related to uptake of P  
89 from inositol phosphates in ECM birch plants (Joner & Jakobson 1994). Previous work has  
90 also provided strong evidence that ECM fungi have key roles in hydrolysing P from patches of  
91 organic matter, leading to significant improvements in plant nutrition (Perez-Moreno & Read  
92 2001). A similar situation is seen in AM plants (Munkvold *et al.* 2004), although here the  
93 consensus is that AM fungi have greater affinity for uptake of inorganic forms of P (Moyersoen  
94 *et al.* 1998), which is determined by their possession of inorganic phosphate transporters and  
95 the absence of the genetic machinery for organic P uptake (e.g. Harrison *et al.* 2002). Within  
96 these two broad groups of mycorrhizal fungi, it is known that different fungal species have  
97 different affinities for P (Newbery *et al.* 1988; Alexander & Lee 2005), suggesting a key role  
98 of mycorrhizal fungal diversity, acting via P uptake, in regulating tropical and subtropical plant  
99 community composition.

100 It has been suggested that competing plants possess differential capacities to access this  
101 diversity of inorganic and organic P forms in soils, and that this contributes to soil P partitioning  
102 in P limited ecosystems (Turner 2008). P resource partitioning has been recently investigated  
103 among plant species in temperate peatlands (Ahmad-Ramli *et al.* 2013) and grasslands  
104 (Ceulemans *et al.* 2017), and these studies have demonstrated differences in plant growth on  
105 various P forms. In a lowland tropical system, seedling roots of ECM tree species expressed

106 twice the phosphatase activity as co-existing AM tree species, but had similar growth responses  
107 when provided with organic P in any form (Steidinger *et al.* 2015). Hence, how seedling  
108 performance responds to different P forms remains unclear in hyper-diverse tropical and  
109 subtropical forests. In this study, we experimentally investigated the capacity of tropical and  
110 subtropical tree species with different mycorrhizal associations to exploit P from different  
111 chemical forms of soil P. We hypothesized that plant species specialize on exploiting different  
112 soil organic P compounds, and that mycorrhizal fungi play a central role in partitioning organic  
113 P among plants. We predicted that ECM plants would have greater affinity for experimental  
114 additions of more complex organic P forms than AM plant species.

115

## 116 **MATERIALS AND METHODS**

### 117 **Study sites and focal species**

118 We conducted shade-house experiments around both Kabili-Sepilok Forest Reserve,  
119 Malaysia and Heishiding Nature Reserve, China, to determine the extent to which our findings  
120 can be generalized across different forest biomes. Both locations are characterized by an over-  
121 storey dominated by ECM tree species with limited phylogenetic diversity, and a diverse  
122 understory dominated by AM tree species. Kabili-Sepilok Forest Reserve (5°49'N, 117°57'E)  
123 is a remnant of lowland tropical rainforest on the east coast of Sabah, Malaysia. The reserve is  
124 a 5543 ha patch of lowland dipterocarp, heath and mangrove forests ranging between 0 m and  
125 170 m a.s.l. Mean annual rainfall is 2975 mm, with no month receiving less than 100 mm.  
126 Mean annual temperature ranges between 26.7 and 27.7 °C. April is generally the driest month  
127 and December or January the wettest; 45% of the annual precipitation falls from early  
128 November to mid-February. The Heishiding Nature Reserve (111°53'E, 23°27'N, 150-927 m  
129 a.s.l.) located in Guangdong Province of south China, consists of approximately 4200 ha of  
130 subtropical evergreen broad-leaved forest located on the Tropic of Cancer. The region has a

131 subtropical moist monsoon climate. Mean annual temperature is 19.6 °C and mean monthly  
132 temperatures range from 10.6 °C in January to 28.4 °C in July. Annual precipitation is about  
133 1744 mm, occurring mainly between April and September (79% of annual rainfall), and a  
134 pronounced dry season lasts from October to March.

135 At each field site, eight common tree species with sufficient seeds or fruits available at  
136 the time of collection were selected for shade-house experiments (Table 1), and the mycorrhizal  
137 status of each species was determined by Brundrett (2009). We used experimentally germinated  
138 seedlings to evaluate their preference for soil P, using the following treatments: (1) two  
139 mycorrhizal types (ECM vs AM), and (2) five P forms (inorganic, simple organic, complex  
140 organic, mixture of the three or control with water alone).

141

#### 142 **Shade-house experiments**

143 The shade-house experiment at Sepilok was conducted between November 2015 and  
144 May 2016, and the Heishiding experiment was conducted from September 2015 to April 2016.  
145 We collected fruits and seeds throughout the study sites between October and December 2014  
146 at Heishiding and August 2015 at Sepilok. Seeds were surface-sterilized (1 min 70% ethanol,  
147 3 min 2.63% NaOCl, 1 min 70% ethanol, 1 min distilled water) and kept in a refrigerator at  
148 4 °C until late March 2015 (Heishiding) or germinated directly on the day of collection  
149 (Sepilok). Seeds were left to germinate in plastic boxes filled with autoclaved sterilized sand.

150 Three months after germination, we transplanted the seedlings into plastic pots (8 cm  
151 diameter × 10 cm height) containing sterilized field soil and sand, where the field soil was  
152 collected from a common forest understory location at the study sites and thoroughly mixed  
153 with sand (v 1:1). For each species, we randomly selected and transplanted seedlings into the  
154 pots (one seedling per pot), and then added 20 g live soil per pot which had been collected at a  
155 depth of 0-30 cm and at a distance of 0-2 m beneath adult trees of the focal species. The field

156 soil and sand mixture guaranteed homogeneous soil nutrients among all of the pots, and the  
157 live soil introduced soil microbes that were associated with adult trees of each species. One  
158 week after the transfer of seedlings into pots, we removed the seedlings that were dead or  
159 poorly growing due to injuries during the transfer, and replaced them with new seedlings.

160 To investigate different preferences for inorganic and organic soil P among the focal  
161 species with different mycorrhizal associations, we treated the seedlings of each focal species  
162 with five chemical forms of P, representing inorganic P ( $\text{Na}_3\text{PO}_4$ ), simple organic P  
163 ( $\text{C}_{10}\text{H}_{14}\text{N}_5\text{O}_7\text{P}$ , adenosine monophosphate, AMP), complex organic P ( $\text{C}_6\text{H}_{18}\text{O}_{24}\text{P}_6$ , myo-  
164 inositol hexakisphosphate, phytic acid), and a mixture ( $1/3 \text{ Na}_3\text{PO}_4 + 1/3 \text{ AMP} + 1/3$   
165 phytic acid). A control treatment received an equal volume of water. Based on the background  
166 soil P concentration at each site, we added either 0.24 mg P per 1 g soil (Heishiding) or 0.27  
167 mg P per 1 g soil (Sepilok) with 10 mL solution added to each pot, and the chemical treatments  
168 were repeated once every month for 6 months. The experimental units consisted of 12 blocks  
169 (replicates) for both sites, each block containing an entire treatment unit (i.e. 40 pots = 8 focal  
170 species  $\times$  5 P treatments;  $n = 480$  pots per site). We randomly arranged the treatments within  
171 each block and separated all blocks by a distance of 0.5 m. We regularly watered the seedlings  
172 and monitored seedling heights every month. All seedlings were allowed to grow for 6 months  
173 and then harvested to determine their biomass. Seedlings of *Canarium album* at Heishiding  
174 were removed from subsequent sampling and analysis due to low overall survival.

175 At the end of the experiments, we thoroughly watered each pot and then carefully  
176 removed the seedlings. Each seedling was washed to remove any attached soil and separated  
177 into shoot and root for laboratory analysis. At the harvest, we collected fresh root and soil  
178 samples from each pot of the first 6 blocks for subsequent analysis. One 50-g soil sample was  
179 collected from each pot, air-dried and passed through a 2-mm mesh screen for nutrients analysis.  
180 We randomly collected 10 fine root fragments of 1 cm length from each seedling, and washed



181 them repeatedly with distilled water to remove any soil. Fresh root fragments were stored in  
182 centrifuge tubes with a piece of wet filter paper in the bottom, kept at 4 °C and transferred to a  
183 laboratory within two days for analysis of mycorrhizal colonization.

184

### 185 **Laboratory analysis**

186 We measured the shoot and root dry weights separately for each seedling after oven-  
187 drying at 60 °C for 72 hours. For each seedling of the 6 blocks from which root and soil samples  
188 had been collected, we sampled the oven-dried leaves for analysis of leaf N, P and K  
189 concentrations. Leaf or soil material was ground into a fine powder after removing any petiole  
190 or rachis. Total N is the total amount of N per unit of dry soil or leaf mass ( $\text{mg g}^{-1}$ ) and was  
191 measured using the Kjeldahl method by a Foss Kjeltex™ 2300 Analyzer Unit (Foss Tecator  
192 AB, Hoganas, Sweden). The analyses of total P and K were performed by inductively coupled  
193 optical emission spectrometry (Optima 2100DV; Perkin-Elmer, Waltham, MA, USA) after the  
194 samples were wet digested at 180 °C with conc.  $\text{HNO}_3$  and HCl (1:3 v/v). The soil available P  
195 was analysed using the Olsen method (Carter & Gregorich 2008).

196 Mycorrhizal colonization of roots among focal species was quantified using the grid-line  
197 intersection method (Giovannetti & Mosse 1980). For AM species, the cleaned roots were  
198 stained with trypan blue, and then each root segment was examined under a stereomicroscope  
199 (SteREO Lumar.V12, Carl Zeiss, Germany) at 150× magnification to determine percent  
200 colonization by AM fungi (including hyphae, vesicles and arbuscules, McGonigle *et al.* 1990).  
201 We counted 200 intersections for each seedling and the colonization was calculated as the  
202 number of intersections where we observed mycorrhizas divided by total intersections. For  
203 ECM species, the cleaned fine roots were placed in a Petri dish filled with water, and assessed  
204 by counting all ECM root tips with the stereomicroscope at 10-60× magnification. Live roots  
205 (identified as swollen, without root hairs and covered by fungal mantles) were considered

206 ECM-colonized and were counted for 30-50 root tips per individual seedling. The colonization  
207 percentages were expressed as the number of ECM-colonized tips divided by total counted tips  
208 for each seedling.

209

## 210 **Statistical analysis**

211 We performed one-way analyses of variance (ANOVA) for each response variable, to  
212 determine differences among individual mean values of the five different P treatments for each  
213 focal species. To reveal the overall response of ECM and AM species to the various P  
214 treatments, we also combined all ECM and all AM species in one analysis, respectively.  
215 Seedling biomass of each focal species was scaled into 0 to 1 by dividing them with the  
216 maximum value of their own species, and then least significant differences multiple  
217 comparison post hoc tests (LSD) were performed again to detect significant differences in  
218 seedling biomass among the P treatments for both ECM and AM species. We calculated the  
219 relative growth responses of seedlings when treated with the three P forms ( $\text{Na}_3\text{PO}_4$ , AMP, and  
220 phytic acid) to compare them with the water treatment for each focal species. The mean total  
221 biomass in a specific P treatment was subtracted from, and then divided by, the mean total  
222 biomass in the water treatment. We then standardized the growth responses by dividing them  
223 by the sum of the three P treatments for each species, and the P preferences among different  
224 species were then visualized using the R package *bipartite* (Dormann *et al.* 2009).

225 We also constructed linear mixed-effects models to detect differences in seedling biomass  
226 between mycorrhizal types using the lme4 package (Bates *et al.* 2015) in R, where data from  
227 the two sites were combined together and study sites, focal species, their family names and  
228 blocks were treated as random effects and mycorrhizal type, P treatments, and their interaction  
229 were fixed effects in the models. We selected the best fitting model through sequential forward  
230 addition of the candidate variables that most improved Akaike information criterion (AIC),

231 starting with the main effects and then all potential two-way interactions. All statistical analyses  
232 were performed using R (version 3.2.0; R Development Core Team, Vienna, Austria).

233

## 234 **RESULTS**

235 Seedlings had the greatest total biomass when treated with inorganic P for five out of the nine  
236 ECM species (Fig. 1a) and for all of the six AM species (Fig. 1b), and these values were  
237 significantly greater than the total biomass of seedlings that were treated with water for all 15  
238 study species. Seedlings in the mixture treatment also grew faster than those in the control  
239 treatment (Fig. 1). The positive response to added P in all species indicates that soil P is a  
240 limiting resource for plant growth at both sites. For the ECM species, the total seedling biomass  
241 of five focal species treated with phytic acid did not differ significantly from the inorganic P  
242 treatment, while the other four species had greater biomass in the phytic acid treatment than in  
243 the inorganic P treatment (Fig. 1a). Compared with the phytic acid treatment, ECM tree species  
244 had lower biomass when treated with AMP, except for *S. argentifolia*, but five species still  
245 produced significantly more biomass in the AMP treatment than in the control treatment (Fig.  
246 1a). These results indicate that ECM tree species can effectively acquire P from complex forms  
247 (phytic acid) and have some capability to respond to simple organic P (AMP).

248 For the six AM species, total biomass did not differ between the phytic acid and control  
249 treatments, and was greater in response to the addition of inorganic P, alone in or mixture, than  
250 in either of these treatments. Half of the species had greater biomass in the AMP treatment  
251 compared with the phytic acid treatment (Fig. 1b), indicating preferences for inorganic and  
252 simple organic P for AM species. Although all AM species had greater biomass in the AMP  
253 treatment compared with the treatment with water, only *Cinnamomum porrectum* had a  
254 significant difference (Fig. 1b). The overall figures showed similar trends when we combined  
255 all ECM and all AM species together (Fig. 2). Comparing the overall responses to P treatments

256 for these two types of tree species with different mycorrhizal associations, the ECM species  
257 had the highest biomass with the phytic acid treatment (Fig. 2a) and the AM species had the  
258 lowest (Fig. 2b), while they had similar responses to the other three treatments (Fig. 2). We  
259 obtained similar results when we analysed root biomass alone rather than total biomass (Fig.  
260 S1), while height data were inconclusive because of high variance.

261 Although root colonization varied considerably among different species, the shade-  
262 house experiment yielded relatively high colonization when seedlings were treated with AMP,  
263 phytic acid, and water, while seedlings in the  $\text{Na}_3\text{PO}_4$  treatment had the lowest root colonization  
264 in all cases (Fig. 3). The percentage colonization by mycorrhizal fungi was negatively  
265 correlated with soil extractable P in each pot. The estimated coefficient ( $\pm$  SE) of the linear  
266 mixed-effects model was  $-0.104 \pm 0.016$  ( $P < 0.001$ ), with site, species, and block as random  
267 effects (Fig. S2). Among the linear mixed-effects models with total biomass as the dependent  
268 variable, the one including mycorrhizal types, P chemical treatments, and their interaction term  
269 as the fixed effects had the lowest AIC (Table 2), indicating that tree species with different  
270 mycorrhizal associations had different preferences for soil P forms, which could significantly  
271 influence seedling performance.

272

## 273 **DISCUSSION**

274 Our study comprised two independent, but closely linked, experiments on species derived from  
275 tropical and subtropical forests, and demonstrated striking preferences and partitioning of soil  
276 P forms between ECM and AM tree seedlings (Fig. 4), thus supporting the hypothesis put  
277 forward by Turner (2008). Previous studies found that fertilization with inorganic P often  
278 generates an increase in plant growth in both pot and field experiments (Burslem *et al.* 1994;  
279 Juliana *et al.* 2009), and stand-level productivity of Bornean forests correlates with extractable  
280 soil P concentrations (Paoli & Curran 2007). The overall patterns in plant biomass contrasted

281 markedly between AM and ECM tree species when supplied with different P forms, which is  
282 particularly apparent when expressed relative to performance in pots amended with water only  
283 (Fig. 4). Our study demonstrated that seedling growth of both AM and ECM host species could  
284 benefit from adding inorganic P to the pots. However, ECM species can also exploit organic P  
285 compounds, while AM species had only limited ability to acquire P from the simplest organic  
286 P compounds added (Fig. 4). This reflects the contrasting ability of ECM and AM fungi to  
287 enhance P acquisition, although the roles of mycorrhizal fungi were not investigated directly  
288 by controlling presence versus absence of mycorrhizal hyphae in our study. The primary  
289 mechanism by which AM fungi acquire soil P is to extend the volume of soil explored by short  
290 lived hyphae, with a diameter about one order of magnitude smaller than that of fine roots  
291 (Staddon *et al.* 2003). The hyphae of ECM fungi also greatly increase the P-absorbing surface  
292 (Rousseau *et al.* 1994), and additionally can mobilize some sorbed P through the release of  
293 organic anions and hydrolyse organic P using extracellular phosphatases (Plassard & Dell  
294 2010). Hence, ECM trees have been broadly characterized as more capable of exploiting  
295 nutrients in organic forms than AM trees (Phillips *et al.* 2013). We also detected a slight  
296 promotion in seedling growth for all AM species when adding AMP compared with the water  
297 only treatment (Fig. 1b), which indicates that AM fungi may be able to exploit simple organic  
298 P.

299 Most tree species form symbiotic associations with AM fungi in tropical lowland forests  
300 and subtropical evergreen forests (Alexander 1989). By contrast, ECM fungi are restricted to  
301 fewer forest taxa such as the Dipterocarpaceae, Fagaceae, Myrtaceae and Caesalpinioideae  
302 (Alexander & Lee 2005). However, the dominant tree species in the canopy of forests in east  
303 and south-east Asia are usually ECM species, e.g. Dipterocarpaceae at Sepilok and Fagaceae  
304 at Heishiding. As ECM species have the capacity to exploit organic P, which is the dominant  
305 form of soil P at Sepilok and Heishiding, seedling survival and growth may be greatly enhanced

306 because of the presence of established host-specific ECM networks. Ectomycorrhizal fungi  
307 have also been found to have the enzymatic capability to access organic N directly from soil  
308 organic matter, which generates a competitive advantage over AM plants (Lindahl & Tunlid  
309 2015; Shah *et al.* 2016). In our study, we used thoroughly mixed substrate in all pots at each  
310 site to ensure that soil N and K remained constant while only soil P changed among pots (Figs.  
311 S3-6).

312 Another mechanism for the ECM facilitation of local dominance is that ECM fungi could  
313 weaken the strength of negative plant-soil feedbacks driven by host-specific pathogens, and  
314 increase the survivorship rates of ECM seedlings around conspecific adult trees (Bennett *et al.*  
315 2017). Although AM fungi were also been found to offer effective protection to tree hosts  
316 against soil pathogens (Liang *et al.* 2015), the amount of protection provided by ECM fungi is  
317 greater than that provided by AM fungi ( Bennett *et al.* 2017). Herein, we used three-month  
318 seedlings to lessen the impact of soil pathogens on seedling performance, as pathogen-related  
319 mortality is believed to dominate in the first few weeks after germination (e.g. Maycock *et al.*  
320 2005). This design ensured that we suppressed interference by other factors, to reveal the effect  
321 of different P forms on seedling performance.

322 Although P resource partitioning has been detected among plant species in temperate  
323 peatlands (Ahmad-Ramli *et al.* 2013), grasslands (Ceulemans *et al.* 2017), and lowland tropical  
324 forests (Nasto *et al.* 2017), these studies focused on limited numbers of species growing for a  
325 relatively short period (Ahmad-Ramli *et al.* 2013; Nasto *et al.* 2017) or added only two P forms  
326 (Ceulemans *et al.* 2017). Roots of ECM species have been found to have greater phosphatase  
327 enzyme activity than AM roots (Phillips & Fahey 2006; Steidinger *et al.* 2015), which could  
328 provide an explanation for the greater ability of ECM species to exploit organic P and their  
329 higher biomass compared to AM species in our study. A previous study of tropical montane  
330 tree seedling responses to inorganic and organic P sources failed to detect enhanced growth

331 rate of an ECM species compared to an AM species when limited to organic P, and a non-  
332 mycorrhizal tree species was the only species capable of exploiting phytate (Steidinger *et al.*  
333 2015). This may be due to the relatively short growth period of 3.5 months for the tree seedlings  
334 in the Steidinger *et al.* (2015) study, which may have been an insufficient time for the greater  
335 phosphomonoesterase activity of ECM species to translate into growth or nutritional benefits.  
336 Another possible reason is that only one species of each mycorrhizal type was tested by  
337 Steidinger *et al.* (2015), which may be insufficient to capture the typical pattern of response.  
338 For example, in our study although most species exhibited consistent results for the ECM and  
339 the AM types, in a few cases they did not: the ECM species *Shorea argentifolia* displayed  
340 greatest biomass in the simple organic P treatment (Fig. 1a), and the AM species *Ormosia*  
341 *glaberrima* and *Mangifera sp.* did not respond to organic P in any form. A final possibility is  
342 that patterns of nutrient limitation and soil resource partitioning are fundamentally different  
343 between the lowland tropical and subtropical study systems we examined and the tropical  
344 montane study system examined by Steidinger *et al.* (2015), as predicted by other data  
345 (Vitousek 1984). Nonetheless, combining the experimental evidence that non-mycorrhizal and  
346 mycorrhizal tree species exploit different fractions of the soil P pool (Steidinger *et al.* 2015),  
347 and that ECM and AM species have different preferences for inorganic and organic P forms  
348 (Fig. 2), reveals the important role of mycorrhizal fungi in governing patterns of P acquisition.  
349 This supports the hypothesis that partitioning of the varied array of possible chemical forms of  
350 P in soil potentially enhances the dimensions of the niche (Turner 2008), and facilitates plant  
351 species coexistence in tropical and subtropical forests.

352 While our results indicated that AM fungi specialized on inorganic P (Figs. 1b & 4), and  
353 ECM fungi can take-up both inorganic and organic forms of P (Figs. 1a & 4), the plant-  
354 mycorrhizal interactions could facilitate species coexistence by creating trade-offs in resource  
355 competition according to the contemporary niche theory (Chase & Leibold 2003; Peay 2016;

356 Jiang *et al.* 2017). One important possible trade-off is that acquisition of organic P through  
357 ECM symbioses will cost increased carbon and nutrient investment from host plants (Jiang *et*  
358 *al.* 2017). This trade-off could restrict ECM plants from competitively dominant and allow the  
359 coexistence between ECM and AM trees. Another possible trade-off for mycorrhizal fungi to  
360 promote coexistence is that ECM and AM trees specialize on different forms of soil organic P.  
361 In this study, we only used two different types of organic P, and found that ECM trees  
362 performed better with phytic acid compared to AMP, while AM trees preferred AMP (Figs 2 &  
363 4). The soils at our study sites contain a high proportion of total P in organic forms that are  
364 likely to be chemically highly heterogeneous, and this heterogeneity could increase the  
365 diversity of soil resource axes and therefore the potential for coexistence (Peay 2016; Jiang *et*  
366 *al.* 2017). However, detailed analysis on the fine-scale distribution of soil P fractions will be  
367 needed to reveal their associations with mycorrhizal communities and tree distributions.

368 Mycorrhizal fungi have traditionally been considered to have relatively low specificity  
369 between host plant and fungus (Hart *et al.* 2003; Peay *et al.* 2015). We did not investigate the  
370 host specificity of ECM and AM fungi, but other studies have found evidence of host-  
371 specificity of mycorrhizas (Kiers *et al.* 2000; Bidartondo *et al.* 2002; Liang *et al.* 2015), and  
372 we detected interspecific variation in responses to P forms among ECM host species (Fig. 1a)  
373 as well as among AM host species (Fig. 1b). These results suggest that there is potential  
374 variation in the capacity to acquire organic P within as well as between ECM and AM species.  
375 Other functional traits may be also important in regulating P acquisition strategies, even among  
376 tree species belonging to a single mycorrhizal functional group. For example, tropical  
377 dinitrogen (N<sub>2</sub>)-fixing and non-N<sub>2</sub>-fixing trees were found to exploit different chemical P  
378 compounds, and the P partitioning among these species was related to trade-offs in their  
379 investment in root phosphatases versus AM fungi (Nasto *et al.* 2017). The assembly of  
380 mycorrhizal communities on plant roots is not random (Davidson *et al.* 2011), and Reinhart *et*



381 *al.* (2012) even detected a phylogenetic signal for AM colonization of roots and plant growth  
382 responses to arbuscular mycorrhizal fungi. As plant species richness may increase phosphatase  
383 activity in soil (Hacker *et al.* 2015), further experimental investigations are required to  
384 determine the role of fungal diversity in shaping P uptake, as well as competitive interactions  
385 within and among mycorrhizal types when supplied with different P forms. Indeed, species-  
386 specific responses within our experiment may have been driven by differences in the diversity  
387 and abundance of particular mycorrhizal taxa. Previous work in African tropical forests  
388 suggests that identity of the dominant mycorrhizal fungi is related to soil P form and availability  
389 (Newbery *et al.* 1988), and in a Southeast Asian forest, the distribution of mycorrhizal fungi is  
390 also related to underlying soil properties and spatially autocorrelated up to 5 m (Peay *et al.*  
391 2010). Given the heterogeneity of forest understory soils and spatial clustering of soil nutrients  
392 in both tropical and subtropical forests, there is a need for future work to consider plant  
393 diversity and soil P partitioning in a spatial context.

394         Although mycorrhizal fungi have been broadly found to exploit nutrients in organic  
395 forms, especially for ECM fungi (Phillips *et al.* 2013; Lindahl & Tunlid 2015; Shah *et al.* 2016),  
396 a recent paper has provided evidence that not all evolutionary lineages of ECM have retained  
397 the potential to degrade soil organic matter (Pellitier & Zak 2018). Apart from symbiotic  
398 association with mycorrhizal fungi, higher plants could also acquire P from organic  
399 compounds through other mechanisms, including the synthesis of phosphatase enzymes by  
400 plant roots, secretion of organic anions, and formation of proteoid roots (Richardson *et al.*  
401 2005). For example, agroforestry tree species have been demonstrated to produce phosphatase  
402 directly and enhance phosphatase activity in their rhizosphere (George *et al.* 2002), which  
403 catalyze the release of inorganic phosphate from organic forms. A variety of free-living fungi  
404 (Tarafdar *et al.* 1988) and bacteria (Satyaprakash *et al.* 2017) in the soil also have the capacity  
405 to solubilize P which then becomes available for plants to scavenge. All these mechanisms

406 represent opportunities for plants to acquire limited soil P, and provide the scope to enhance  
407 niche dimensionality for coexisting species.

408 In summary, our study demonstrated that coexisting plants partition soil P through  
409 symbiotic associations with different mycorrhizal fungi (Fig. 4), which may reduce competition  
410 between tree species with different mycorrhizal associations and provide an additional  
411 mechanism to explain the coexistence and distribution of plant species in tropical and  
412 subtropical forests. Importantly, P is a key nutrient controlling ecosystem productivity (Elser  
413 *et al.* 2007), plant species diversity (Ceulemans *et al.* 2014), and occurrence of endangered  
414 plant species (Wassen *et al.* 2005; Fujita *et al.* 2014), especially in the ecosystems where  
415 productivity is highly limited by the availability of soil P including tropical and subtropical  
416 forests.

417

#### 418 **ACKNOWLEDGEMENTS**

419 We are grateful to Yichun Xie, Minxia Liang, Huidan Teng and Sascha Ismail for their  
420 assistance in the field. We thank Sabah Forestry Department and Sun Yat-sen University for  
421 logistic support, and Sabah Biodiversity Centre for approving research and export licences. We  
422 thank John Klironomos and three anonymous reviewers for their helpful comments. This  
423 research was funded by a NERC Standard Discovery grant (NE/M004848/1). DJ is partly  
424 supported by the N8 AgriFood programme.

425

#### 426 **REFERENCES**

- 427 1. Agrawal, A.A. & Fishbein, M. (2006). Plant defense syndromes. *Ecology*, 87, 132-149.
- 428 2. Ahmad-Ramli, M.F., Cornulier, T. & Johnson, D. (2013). Partitioning of soil phosphorus  
429 regulates competition between *Vaccinium vitis-idaea* and *Deschampsia cespitosa*. *Ecol.*  
430 *Evol.*, 3, 4243-4252.

- 431 3. Alexander, I.J. (1989). Mycorrhizas in tropical forest. In: *Mineral nutrients in tropical*  
432 *forest and savannah ecosystems*, ed. Proctor, J.. Blackwell Scientific, Oxford, UK, pp.  
433 (169-188).
- 434 4. Alexander, I.J. & Lee, S.S. (2005). Mycorrhizas and ecosystem processes in tropical rain  
435 forest: implications for diversity. In: *Biotic interactions in the tropics: their role in the*  
436 *maintenance of species diversity*, eds. Burslem, D., Pinard, M.A. & Hartley, S.E.  
437 Cambridge University Press, Cambridge, UK, pp.(165-203).
- 438 5. Baltzer, J.L., Thomas, S.C., Nilus, R. & Burslem, D.F.R.P. (2005). Edaphic specialization  
439 in tropical trees: physiological correlates and responses to reciprocal transplantation.  
440 *Ecology*, 86, 3063-3077.
- 441 6. Bates, D., Mächler, M., Bolker, B. & Walker, S. (2015). Fitting linear mixed-effects models  
442 using lme4. *J. Stat. Softw.*, 67, 1-48.
- 443 7. Bennett, J., Maherali, H., Reinhart, K., Lekberg, Y., Hart, M. & Klironomos, J. (2017).  
444 Plant-soil feedbacks and mycorrhizal type influence temperate forest population dynamics.  
445 *Science*, 355, 181-184.
- 446 8. Bidartondo, M.L., Redecker, D., Hijri, I. & Wiemken, A. (2002). Epiparasitic plants  
447 specialized on arbuscular mycorrhizal fungi. *Nature*, 419, 389-392.
- 448 9. Brundrett, M.C. (2009). Mycorrhizal associations and other means of nutrition of vascular  
449 plants: understanding the global diversity of host plants by resolving conflicting  
450 information and developing reliable means of diagnosis. *Plant Soil*, 320, 37-77.
- 451 10. Burslem, D.F.R.P., Turner, I.M. & Grubb, P.J. (1994). Mineral nutrient status of coastal hill  
452 dipterocarp forest and adinandra belukar in Singapore: bioassays of nutrient limitation. *J.*  
453 *Trop. Ecol.*, 10, 579-599.
- 454 11. Ceulemans, T., Bodé, S., Bollyn, J., Harpole, S., Coorevits, K., Peeters, G. *et al.* (2017).  
455 Phosphorus resource partitioning shapes phosphorus acquisition and plant species

- 456 abundance in grasslands. *Nat. Plants*, 3, 16224.
- 457 12. Ceulemans, T., Stevens, C.J., Duchateau, L., Jacquemyn, H., Gowing, D.J., Merckx, R. *et*  
458 *al.* (2014). Soil phosphorus constrains biodiversity across European grasslands. *Global*  
459 *Change Biol.*, 20, 3814-3822.
- 460 13. Chase, J.M. & Leibold, M.A. (2003). *Ecological niches: linking classical and*  
461 *contemporary approaches*. University of Chicago Press, Chicago, USA.
- 462 14. Cleveland, C.C., Townsend, A.R., Taylor, P., Alvarez-Clare, S., Bustamante, M., Chuyong,  
463 G. *et al.* (2011). Relationships among net primary productivity, nutrients and climate in  
464 tropical rain forest: a pan-tropical analysis. *Ecol. Lett.*, 14, 939-947.
- 465 15. Condit, R., Engelbrecht, B.M.J., Pino, D., Pérez, R. & Turner, B.L. (2013). Species  
466 distributions in response to individual soil nutrients and seasonal drought across a  
467 community of tropical trees. *Proc. Natl Acad. Sci. USA*, 110, 5064-5068.
- 468 16. Davison, J., Öpik, M., Daniell, T.J., Moora, M. & Zobel, M. (2011). Arbuscular  
469 mycorrhizal fungal communities in plant roots are not random assemblages. *FEMS*  
470 *Microbiol. Ecol.*, 78, 103-115.
- 471 17. Dormann, C.F., Fruend, J., Bluethgen, N. & Gruber, B. (2009). Indices, graphs and null  
472 models: analyzing bipartite ecological networks. *Open Ecol. J.*, 2, 7-24.
- 473 18. Elser, J.J., Bracken, M.E., Cleland, E.E., Gruner, D.S., Harpole, W.S., Hillebrand, H. *et al.*  
474 (2007). Global analysis of nitrogen and phosphorus limitation of primary producers in  
475 freshwater, marine and terrestrial ecosystems. *Ecol. Lett.*, 10, 1135-1142.
- 476 19. Fujita, Y., Venterink, H.O., Van Bodegom, P.M., Douma, J.C., Heil, G.W., Hölzel, N. *et al.*  
477 (2014). Low investment in sexual reproduction threatens plants adapted to phosphorus  
478 limitation. *Nature*, 505, 82-86.
- 479 20. George, T.S., Gregory, P.J., Wood, M., Read, D. & Buresh, R.J. (2002). Phosphatase  
480 activity and organic acids in the rhizosphere of potential agroforestry species and maize.

- 481        *Soil Biol. Biochem.*, 34, 1487-1494.
- 482    21. Giovannetti, M. & Mosse, B. (1980). An evaluation of techniques for measuring vesicular-  
483        arbuscular mycorrhiza in roots. *New Phytol.*, 84, 489-500.
- 484    22. Hacker, N., Ebeling, A., Gessler, A., Gleixner, G., González Macé, O., Kroon, H. *et al.*  
485        (2015). Plant diversity shapes microbe-rhizosphere effects on P mobilisation from organic  
486        matter in soil. *Ecol. Lett.*, 18, 1356-1365.
- 487    23. Harrison, A.F. (1987). *Soil organic phosphorus: a review of world literature*. CAB  
488        International, Wallingford, UK.
- 489    24. Harrison, M.J., Dewbre, G.R. & Liu, J. (2002). A phosphate transporter from *Medicago*  
490        *truncatula* involved in the acquisition of phosphate released by arbuscular mycorrhizal  
491        fungi. *Plant Cell*, 14, 2413-2429.
- 492    25. Hart, M.M., Reader, R.J. & Klironomos, J.N. (2003). Plant coexistence mediated by  
493        arbuscular mycorrhizal fungi. *Trends Ecol. Evol.*, 18, 418-423.
- 494    26. Jiang, J., Moore, J.A., Priyadarshi, A. & Classen, A.T. (2017). Plant-mycorrhizal  
495        interactions mediate plant community coexistence by altering resource demand. *Ecology*,  
496        98, 187-197.
- 497    27. Joner, E.J. & Jakobsen, I. (1994). Contribution by two arbuscular mycorrhizal fungi to P  
498        uptake by cucumber (*Cucumis sativus* L.) from <sup>32</sup>P-labelled organic matter during  
499        mineralization in soil. *Plant Soil*, 163, 203-209.
- 500    28. Joner, E.J. & Jakobsen, I. (1995). Growth and extracellular phosphatase activity of  
501        arbuscular mycorrhizal hyphae as influenced by soil organic matter. *Soil Biol. Biochem.*,  
502        27, 1153-1159.
- 503    29. Juliana, W.W., Burslem, D.F.R.P. & Swaine, M.D. (2009). Nutrient limitation of seedling  
504        growth on contrasting soils from Pasoh Forest Reserve, Peninsular Malaysia. *J. Trop. For.*  
505        *Sci.*, 21, 316-327.

- 506 30. Kiers, E.T., Lovelock, C.E., Krueger, E.L. & Herre, E.A. (2000). Differential effects of  
507 tropical arbuscular mycorrhizal fungal inocula on root colonization and tree seedling  
508 growth: implications for tropical forest diversity. *Ecol. Lett.*, 3, 106-113.
- 509 31. Liang, M., Liu, X., Etienne, R.S., Huang, F., Wang, Y. & Yu, S. (2015). Arbuscular  
510 mycorrhizal fungi counteract the Janzen-Connell effect of soil pathogens. *Ecology*, 96,  
511 562-574.
- 512 32. Lindahl, B.D. & Tunlid, A. (2015). Ectomycorrhizal fungi – potential organic matter  
513 decomposers, yet not saprotrophs. *New Phytol.*, 205, 1443-1447.
- 514 33. Maycock, C.R., Thewlis, R.N., Ghazoul, J., Nilus, R. & Burslem, D.F.R.P. (2005).  
515 Reproduction of dipterocarps during low intensity masting events in a Bornean rain forest.  
516 *J. Veg. Sci.*, 16, 635-646.
- 517 34. McGonigle, T.P., Miller, M.H., Evans, D.G., Fairchild, G.L. & Swan, J.A. (1990). A new  
518 method which gives an objective measure of colonization of roots by vesicular-arbuscular  
519 mycorrhizal fungi. *New Phytol.*, 115, 495-501.
- 520 35. McKane, R.B., Johnson, L.C., Shaver, G.R., Nadelhoffer, K.J., Rastetter, E.B., Fry, B. *et*  
521 *al.* (2002). Resource-based niches provide a basis for plant species diversity and  
522 dominance in arctic tundra. *Nature*, 415, 68-71.
- 523 36. Moyersoen, B., Fitter, A.H. & Alexander, I.J. (1998). Spatial distribution of  
524 ectomycorrhizas and arbuscular mycorrhizas in Korup National Park rain forest,  
525 Cameroon, in relation to edaphic parameters. *New Phytol.*, 139, 311-320.
- 526 37. Munkvold, L., Kjølner, R., Vestberg, M., Rosendahl, S. & Jakobsen, I. (2004). High  
527 functional diversity within species of arbuscular mycorrhizal fungi. *New Phytol.*, 164, 357-  
528 364.
- 529 38. Nasto, M.K., Osborne, B.B., Lekberg, Y., Asner, G.P., Balzotti, C.S., Porder, S. *et al.*  
530 (2017). Nutrient acquisition, soil phosphorus partitioning and competition among trees in

- 531 a lowland tropical rain forest. *New Phytol.*, 214, 1506-1517.
- 532 39. Newbery, D.M., Alexander, I.J., Thomas, D.W. & Gartlan, J.S. (1988). Ectomycorrhizal  
533 rain-forest legumes and soil phosphorus in Korup National Park, Cameroon. *New Phytol.*,  
534 109, 433-450.
- 535 40. Paoli, G.D. & Curran, L.M. (2007). Soil nutrients limit fine litter production and tree  
536 growth in mature lowland forest of southwestern Borneo. *Ecosystems*, 10, 503-518.
- 537 41. Peay, K.G. (2016). The mutualistic niche: mycorrhizal symbiosis and community  
538 dynamics. *Annu. Rev. Ecol. Evol. Syst.*, 47, 143-164.
- 539 42. Peay, K.G., Kennedy, P.G., Davies, S.J., Tan, S. & Bruns, T.D. (2010). Potential link  
540 between plant and fungal distributions in a dipterocarp rainforest: community and  
541 phylogenetic structure of tropical ectomycorrhizal fungi across a plant and soil ecotone.  
542 *New Phytol.*, 185, 529-542.
- 543 43. Peay, K.G., Russo, S.E., McGuire, K.L., Lim, Z., Chan, J.P., Tan, S. *et al.* (2015). Lack of  
544 host specificity leads to independent assortment of dipterocarps and ectomycorrhizal fungi  
545 across a soil fertility gradient. *Ecol. Lett.*, 18, 807-816.
- 546 44. Pellitier, P.T. & Zak, D.R. (2018). Ectomycorrhizal fungi and the enzymatic liberation of  
547 nitrogen from soil organic matter: why evolutionary history matters. *New Phytol.*, 217, 68-  
548 73.
- 549 45. Perez-Moreno, J. & Read, D.J. (2001). Exploitation of pollen by mycorrhizal mycelial  
550 systems with special reference to nutrient recycling in boreal forests. *Proc. R. Soc. Lond.*  
551 *Ser. B-Biol. Sci.*, 268, 1329-1335.
- 552 46. Phillips, R.P., Brzostek, E. & Midgley, M.G. (2013). The mycorrhizal-associated nutrient  
553 economy: a new framework for predicting carbon-nutrient couplings in temperate forests.  
554 *New Phytol.*, 199, 41-51.
- 555 47. Phillips, R.P. & Fahey, T.J. (2006). Tree species and mycorrhizal associations influence the

- 556 magnitude of rhizosphere effects. *Ecology*, 87, 1302-1313.
- 557 48. Plassard, C. & Dell, B. (2010). Phosphorus nutrition of mycorrhizal trees. *Tree Physiol.*,  
558 30, 1129-1139.
- 559 49. Reinhart, K.O., Wilson, G.W. & Rinella, M.J. (2012). Predicting plant responses to  
560 mycorrhizae: integrating evolutionary history and plant traits. *Ecol. Lett.*, 15, 689-695.
- 561 50. Richardson, A.E., George, T.S., Hens, M. & Simpson, R.J. (2005). Utilization of soil  
562 organic phosphorus by higher plants. In: *Organic phosphorus in the environment*, eds.  
563 Turner, B.L., Frossard, E. & Baldwin, D.S. CAB International, Wallingford, UK, pp. 165-  
564 184.
- 565 51. Rousseau, J.V.D., Sylvia, D.M. & Fox, A.J. (1994). Contribution of ectomycorrhiza to the  
566 potential nutrient-absorbing surface of pine. *New Phytol.*, 128, 639-644.
- 567 52. Sánchez, P.A. (1976). *Properties and management of tropical soils*, Wiley, New York, NY,  
568 USA.
- 569 53. Satyaprakash, M., Nikitha, T., Reddi, E.U.B., Sadhana, B. & Vani, S.S. (2017).  
570 Phosphorous and phosphate solubilising bacteria and their role in plant nutrition. *Int. J.*  
571 *Curr. Microbiol. Appl. Sci.*, 6, 2133-2144.
- 572 54. Shah, F., Nicolás, C., Bentzer, J., Ellström, M., Smits, M., Rineau, F. *et al.* (2016).  
573 Ectomycorrhizal fungi decompose soil organic matter using oxidative mechanisms  
574 adapted from saprotrophic ancestors. *New Phytol.*, 4, 1705-1719.
- 575 55. Silvertown, J. (2004). Plant coexistence and the niche. *Trends Ecol. Evol.*, 19, 605-611.
- 576 56. Smith, S.E. & Read, D.J. (2008). *Mycorrhizal symbiosis*. Academic Press, London, UK.
- 577 57. Staddon, P.L., Ramsey, C.B., Ostle, N., Ineson, P. & Fitter, A.H. (2003). Rapid turnover of  
578 hyphae of mycorrhizal fungi determined by AMS microanalysis of <sup>14</sup>C. *Science*, 300, 1138-  
579 1140.
- 580 58. Steidinger, B.S., Turner, B.L., Corrales, A. & Dalling, J.W. (2015). Variability in potential



- 581 to exploit different soil organic phosphorus compounds among tropical montane tree  
582 species. *Funct. Ecol.*, 29, 121-130.
- 583 59. Tarafdar, J.C., Rao, A.V. & Bala, K. (1988). Production of phosphatases by fungi isolated  
584 from desert soils. *Folia Microbiol.*, 33, 453-457.
- 585 60. Tilman, D. (1982). *Resource competition and community structure*. Princeton University  
586 Press, Princeton, USA.
- 587 61. Tilman, D. (2004). Niche tradeoffs, neutrality, and community structure: a stochastic  
588 theory of resource competition, invasion, and community assembly. *Proc. Natl Acad. Sci.*  
589 *USA*, 101, 10854-10861.
- 590 62. Turner, B.L. (2008). Resource partitioning for soil phosphorus: a hypothesis. *J. Ecol.*, 96,  
591 698-702.
- 592 63. Turner, B.L. & Engelbrecht, B.M.J. (2011). Soil organic phosphorus in lowland tropical  
593 rain forests. *Biogeochemistry*, 103, 297-315.
- 594 64. Vitousek, P.M. (1984). Litterfall, nutrient cycling, and nutrient limitation in tropical forests.  
595 *Ecology*, 65, 285-298.
- 596 65. Vitousek, P.M. & Howarth, R.W. (1991). Nitrogen limitation on land and in the sea: how  
597 can it occur? *Biogeochemistry*, 13, 87-115.
- 598 66. Walker, T.W. & Syers, J.K. (1976). The fate of phosphorus during pedogenesis. *Geoderma*,  
599 15, 1-19.
- 600 67. Wassen, M.J., Venterink, H.O., Lapshina, E.D. & Tanneberger, F. (2005). Endangered  
601 plants persist under phosphorus limitation. *Nature*, 437, 547-550.

602 **Table 1** The list of focal tree species for the shade-house experiments.

Site	Focal species	Family	Mycorrhizal type	Species code
Sepilok, Malaysia	<i>Shorea multiflora</i>	Dipterocarpaceae	ECM	SMUL
	<i>Shorea argentifolia</i>	Dipterocarpaceae	ECM	SARG
	<i>Shorea parvifolia</i>	Dipterocarpaceae	ECM	SPAR
	<i>Dryobalanops lanceolata</i>	Dipterocarpaceae	ECM	DLAN
	<i>Parashorea tomentella</i>	Dipterocarpaceae	ECM	PTOM
	<i>Vatica sp.</i>	Dipterocarpaceae	ECM	VASP
	<i>Mangifera sp.</i>	Anacardiaceae	AM	MASP
	<i>Adenantera pavonina</i>	Fabaceae	AM	APAV
Heishiding, China	<i>Castanopsis fissa</i>	Fagaceae	ECM	CFIS
	<i>Castanopsis faberi</i>	Fagaceae	ECM	CFAB
	<i>Engelhardtia fenzelii</i>	Juglandaceae	ECM	EFEN
	<i>Schima superba</i>	Theaceae	AM	SSUP
	<i>Cryptocarya concinna</i>	Lauraceae	AM	CCON
	<i>Cinnamomum porrectum</i>	Lauraceae	AM	CPAU
	<i>Ormosia glaberrima</i>	Fabaceae	AM	OGLA
	<i>Canarium album</i>	Burseraceae	AM	CALB

603

604 **Table 2** Results of the best linear mixed-effects model with the lowest Akaike information  
 605 criterion testing for the effect of added chemical forms of soil phosphorus on seedling total  
 606 biomass in the shade-house experiments.

Fixed effects	Estimate	SE	<i>t</i>	<i>P</i>
Intercept	0.968	0.401	2.414	<b>0.029</b>
Mycorrhizal type (ECM)	-0.587	0.511	-1.148	0.282
Na <sub>3</sub> PO <sub>4</sub>	0.389	0.033	11.880	< <b>0.001</b>
AMP	0.154	0.033	4.713	< <b>0.001</b>
Phytic acid	-0.007	0.033	-0.225	0.822
Mixture	0.203	0.033	6.225	< <b>0.001</b>
Mycorrhizal type : Na <sub>3</sub> PO <sub>4</sub>	-0.058	0.042	-1.382	0.167
Mycorrhizal type : AMP	0.076	0.042	1.788	0.074
Mycorrhizal type : Phytic acid	0.440	0.042	10.395	< <b>0.001</b>
Mycorrhizal type : Mixture	0.129	0.042	3.053	<b>0.002</b>

607

608 **Figure Legends**

609 **Figure 1** The effects of added chemical forms of soil phosphorus on seedling growth of tree  
610 species with (a) ectomycorrhizal (ECM) and (b) arbuscular mycorrhizal (AM) associations in  
611 a tropical rain forest and a subtropical evergreen broad-leaved forest. Bars show mean total dry  
612 biomass  $\pm$  SE of each focal species in the shade-house experiments, when seedlings were  
613 treated with an inorganic phosphorus form ( $\text{Na}_3\text{PO}_4$ ), a simple organic P form ( $\text{C}_{10}\text{H}_{14}\text{N}_5\text{O}_7\text{P}$ ,  
614 adenosine monophosphate, AMP), a complex organic P form ( $\text{C}_6\text{H}_{18}\text{O}_{24}\text{P}_6$ , myo-inositol  
615 hexakisphosphate, phytic acid), a combination of these three forms ( $1/3 \text{Na}_3\text{PO}_4 + 1/3 \text{AMP} +$   
616  $1/3$  phytic acid, mixture), and a control treatment (Water). Different lowercase letters represent  
617 significant differences among treatments ( $P < 0.05$ ) based on one-way ANOVA.

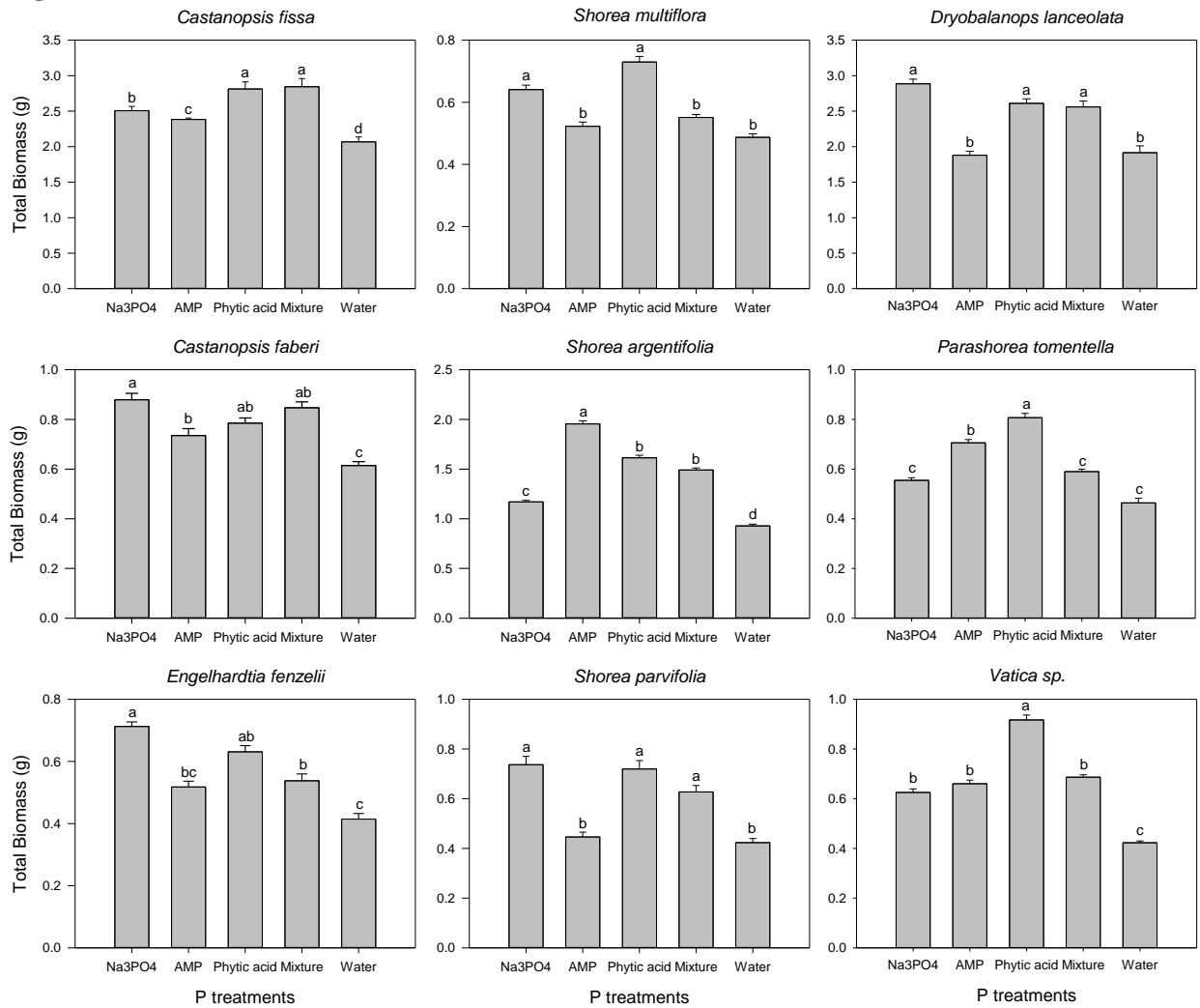
618 **Figure 2** The overall effects of added chemical forms of soil phosphorus on seedling growth  
619 of ectomycorrhizal (ECM) and arbuscular mycorrhizal (AM) tree species. Bars show mean  
620 total dry biomass  $\pm$  SE of each type of focal species in the shade-house experiments ( $n = 108$   
621 and 72 with each P treatment for the ECM species and the AM species, respectively).

622 **Figure 3** Fine root colonization among different phosphorus treatments for tropical and  
623 subtropical tree species with (a) ectomycorrhizal (ECM) and (b) arbuscular mycorrhizal (AM)  
624 associations in shade house experiments. Experimental treatments and abbreviations are as in  
625 Fig. 1.

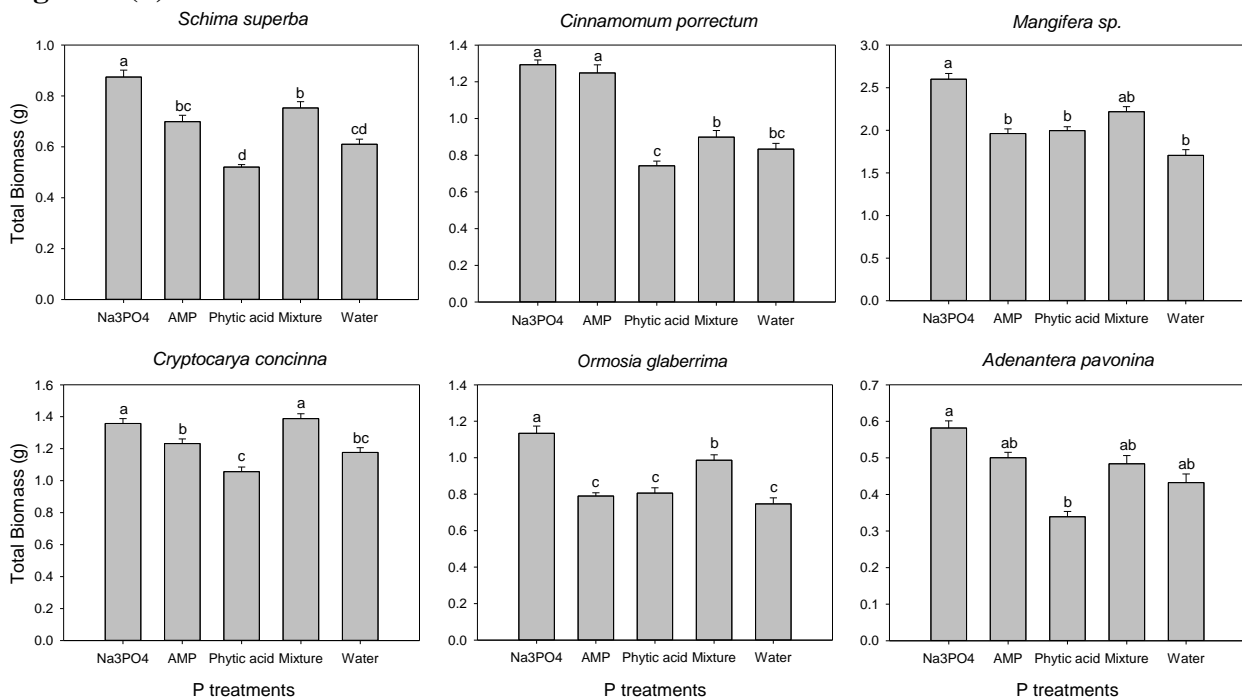
626 **Figure 4** Different phosphorus (P) preferences among ectomycorrhizal (ECM) and arbuscular  
627 mycorrhizal (AM) plants promote the coexistence of tree species in tropical and subtropical  
628 forests. Lines depict observed responses in tree sapling biomass to the three P forms used in  
629 the shade-house experiments, with line thickness proportional to growth response relative to  
630 that observed when plants were supplied with water only. Widths of grey boxes represent the  
631 overall preferences to different P forms for all ECM plants (upper panel) and all AM plants  
632 (lower panel). The corresponding species name of the 4-letter codes are shown in Table 1. Note

633 that four out of the six AM tree species (SSUP, CCON, CPOR and APAV) had slightly lower  
634 total biomass when grown with phytic acid compared to water, hence the absence of lines in  
635 these combinations.

636 **Figure 1 (a)**

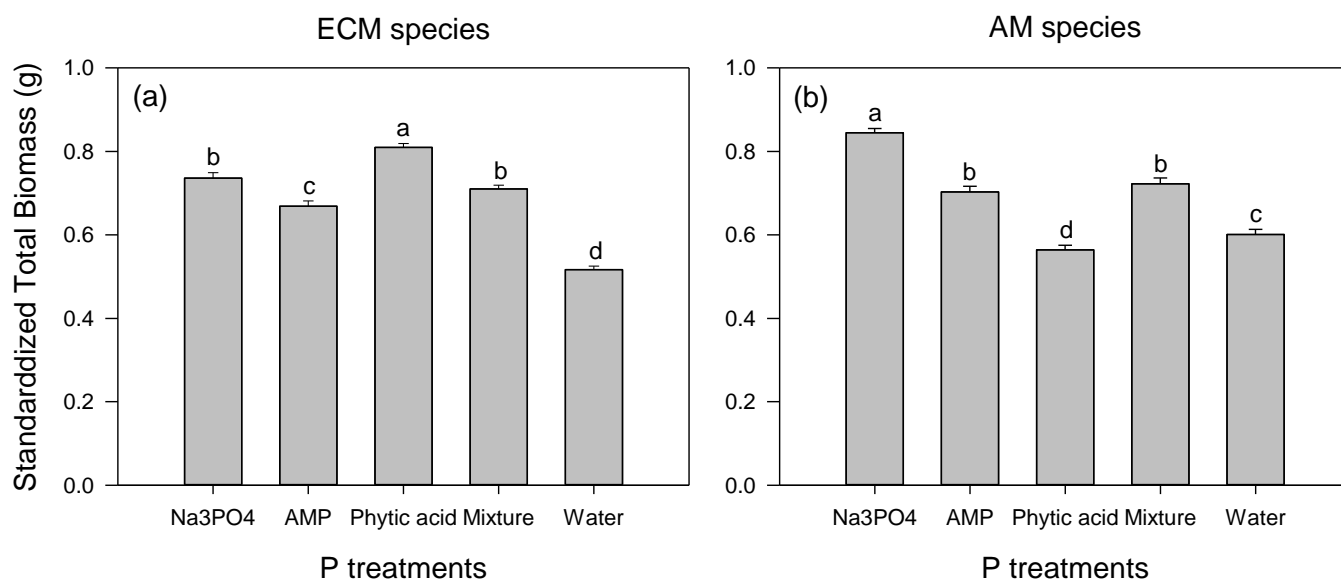


637  
638 **Figure 1 (b)**

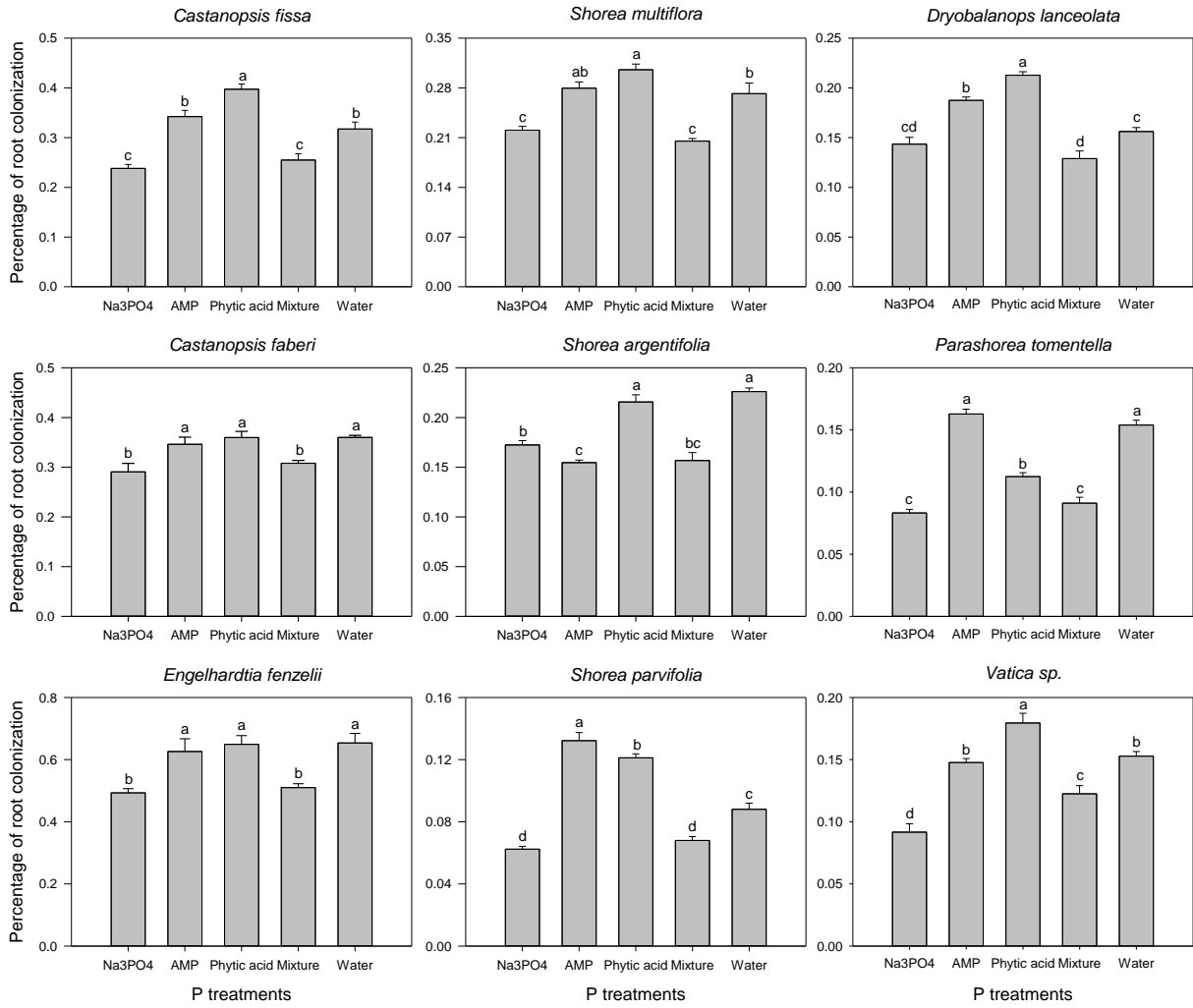


639

640 **Figure 2**  
641

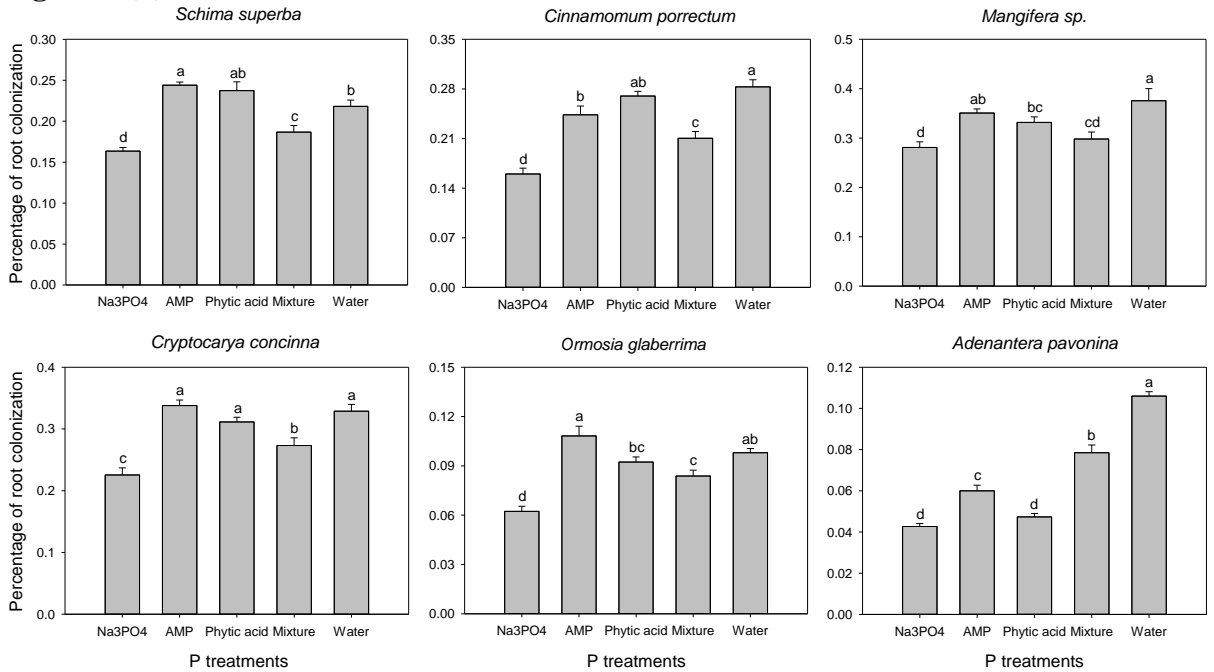


642 **Figure 3 (a)**



643

644 **Figure 3 (b)**



645



646 **Figure 4**  
 647

