

The GAT MAT: The Adapted Grip Ability Test Mat

**© Vivienne Jones, Alison Hammond, Yeliz Prior 2013.
Centre for Health Sciences Research, University of Salford, UK.**

The GAT MAT can be freely copied and used for research and educational purposes. The GAT MAT should be colour printed onto A4 card and laminated for use in the Adapted Grip Ability Test.

Please acknowledge the authors when using.

Use in conjunction with the C-GLOVES Hand Assessment and Glove Treatment Protocol Manual v2 (2013), which details the Right and Left Hand GAT testing procedures.

The Manual can be found at:

www.usir.salford.ac.uk – search under Hammond A

TOP EDGE OF TUBIGRIP



USE THIS SIDE OF MAT FOR TESTING RIGHT HAND

ENVELOPE

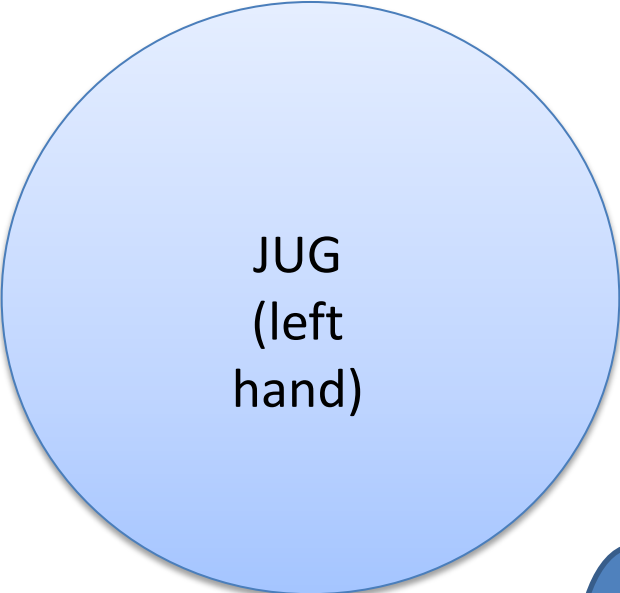
CUP

JUG
(right
hand)



PAPER
CLIP


USE THIS SIDE OF THE MAT
FOR TESTING LEFT HAND




JUG
(left
hand)



PAPER
CLIP



TOP EDGE OF TUBIGRIP



ENVELOPE



CUP